

20 Amp 230/400 Volt 3 Phase WYE PDU'S

Geist's 'Y' series utilizes the advantages of 230/400V 3 Phase WYE power distribution to deliver high power to cabinets. Utilizing three-phase power at the cabinet level allows each cabinet to be phase balanced individually. Combining this feature with higher voltage distribution allows ratings of up to 20 kW in a 30 amp PDU with only three UL Listed circuit breakers, or up to 13.8 kW in a 20 amp with no additional branch circuit protection required in the PDU. These overall power ratings represent a 92% increase in power using the same size wire as used in traditional 120/208V distribution.

MAXIMIZE YOUR INFRASTRUCTURE CAPACITY

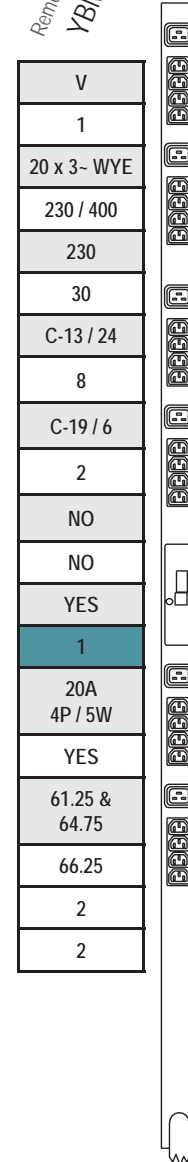
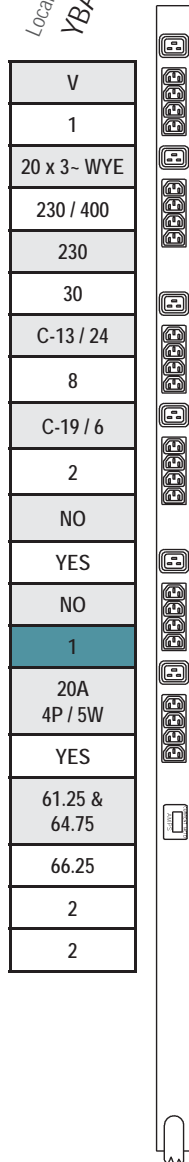
20 Amp 230/400 Volt
PIN & SLEEVE CONNECTOR

Basic Power
YBN303-102IN6PS56

Local Monitoring (CM-3)
YBAN303-102IN6PS56

Remote Monitoring (EM)
YBMN303-102IN6PS56

HORIZONTAL / VERTICAL	V
QUANTITY OF INPUTS	1
AMPS	20 x 3- WYE
VOLTS	230 / 400
OUTPUT VOLTAGE	230
TOTAL RECEPTACLE QTY	30
RECEPTACLE TYPE / QTY	C-13 / 24
RECEPTACLES PER PHASE	8
RECEPTACLE TYPE / QTY	C-19 / 6
RECEPTACLES PER PHASE	2
CIRCUIT BREAKER / ON-OFF SWITCH	NO
CURRENT MONITORING - LOCAL 3- SCROLLING*	NO
CURRENT MONITORING - LOCAL & ETHERNET*	NO
10' POWER CORD	1
IEC 60309 230/400 VOLT, PIN & SLEEVE CONNECTOR	20A 4P / 5W
FULL-LENGTH VERTICAL MOUNTING BRACKET	YES
TOOLLESS MOUNTING HARDWARE - CENTER TO CENTER SPACING (INCHES)	61.25 & 64.75
DIMENSIONS L	66.25
DIMENSIONS W	2
DIMENSIONS D	2



MODIFY TO MEET YOUR NEEDS

Cord Length (Feet) [02-15](#)

* +/- 3.5% Accuracy with Full Scale 50/60Hz sine wave input

ETHERNET METER (EM)

The Geist Ethernet Meter was designed as an up-time assurance solution for your critical IT equipment. Remote access, real-time monitoring of connected loads and user defined alarm thresholds result in an early warning system for potential circuit overloads. This advanced warning solution protects against costly downtime.



CURRENT METER (CM-3)

The Geist CM-3 series scrolling 3 Phase Current Meter provides True RMS current readings for 3 Phase PDU's. The CM-3 meter scrolls through each phase reading, eliminating the need for separate meters on each phase. Load balancing your 3 Phase installation has never been easier.



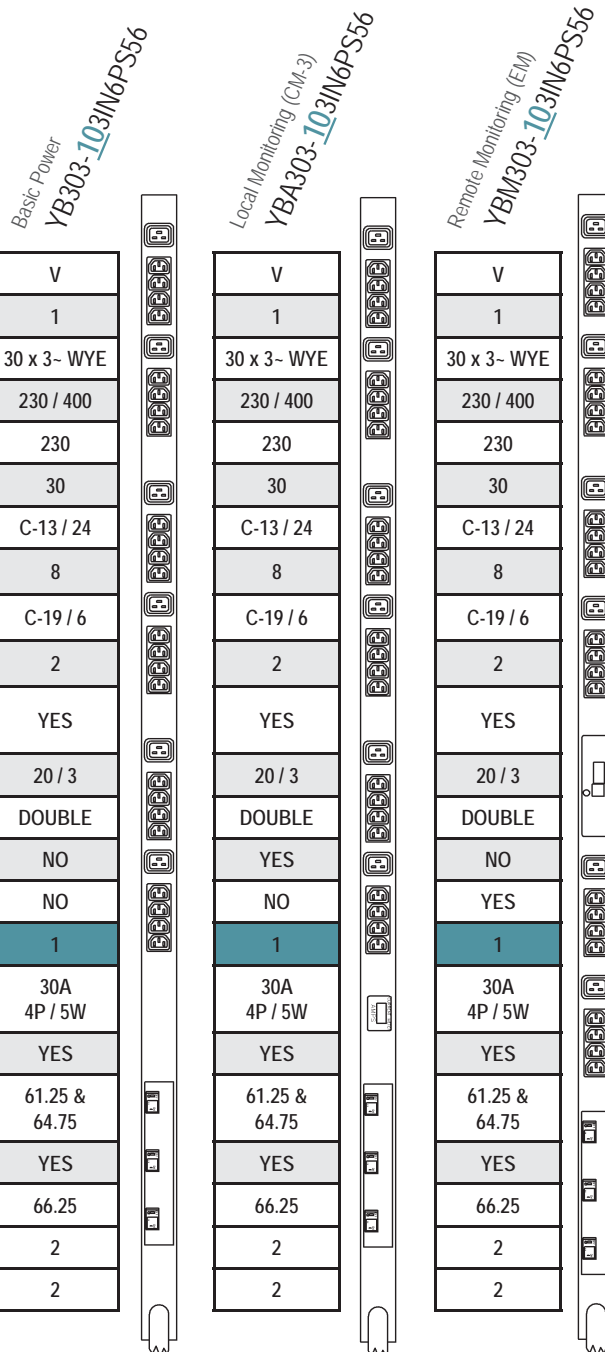
- FCC Part 15 Class A
- UL® & C-UL® Listed 60950

30 Amp 230/400 Volt 3 Phase WYE PDU's

Geist's 'Y' series utilizes the advantages of 230/400V 3 Phase WYE power distribution to deliver high power to cabinets. Utilizing three-phase power at the cabinet level allows each cabinet to be phase balanced individually. Combining this feature with higher voltage distribution allows ratings of up to 20 kW in a 30 amp PDU with only three UL Listed circuit breakers, or up to 13.8 kW in a 20 amp with no additional branch circuit protection required in the PDU. These overall power ratings represent a 92% increase in power using the same size wire as used in traditional 120/208V distribution.

MAXIMIZE YOUR INFRASTRUCTURE CAPACITY

30 Amp 230/400 Volt
PIN & SLEEVE CONNECTOR



HORIZONTAL / VERTICAL	V
QUANTITY OF INPUTS	1
AMPS	30 x 3- WYE
VOLTS	230 / 400
OUTPUT VOLTAGE	230
TOTAL RECEPTACLE QTY	30
RECEPTACLE TYPE / QTY	C-13 / 24
RECEPTACLES PER BREAKER AND PHASE	8
RECEPTACLE TYPE / QTY	C-19 / 6
RECEPTACLES PER BREAKER AND PHASE	2
MAGNETIC CIRCUIT BREAKER / ON-OFF SWITCH WITH INTEGRAL SWITCH GUARD	YES
BREAKER AMPERAGE / QTY	20 / 3
BREAKER POLE CONFIGURATION	DOUBLE
CURRENT MONITORING - LOCAL 3- SCROLLING*	NO
CURRENT MONITORING - LOCAL & ETHERNET*	NO
10' POWER CORD	1
IEC 60309 230/400 VOLT, PIN & SLEEVE CONNECTOR	30A 4P / 5W
FULL-LENGTH VERTICAL MOUNTING BRACKET	YES
TOOLLESS MOUNTING HARDWARE - CENTER TO CENTER SPACING (INCHES)	61.25 & 64.75
BREAKER DOGHOUSE - 1.44" DEPTH	YES
DIMENSIONS L	66.25
DIMENSIONS W	2
DIMENSIONS D	2

V
1
30 x 3- WYE
230 / 400
230
30
C-13 / 24
8
C-19 / 6
2
YES
20 / 3
DOUBLE
YES
NO
1
30A 4P / 5W
YES
61.25 & 64.75
YES
66.25
2
2

V
1
30 x 3- WYE
230 / 400
230
30
C-13 / 24
8
C-19 / 6
2
YES
20 / 3
DOUBLE
NO
YES
1
30A 4P / 5W
YES
61.25 & 64.75
YES
66.25
2
2

MODIFY TO MEET YOUR NEEDS

Cord Length (Feet)

* +/- 3.5% Accuracy with Full Scale 50/60Hz sine wave input

ETHERNET METER (EM)

The Geist Ethernet Meter was designed as an up-time assurance solution for your critical IT equipment. Remote access, real-time monitoring of connected loads and user defined alarm thresholds result in an early warning system for potential circuit overloads. This advanced warning solution protects against costly downtime.



CURRENT METER (CM-3)

The Geist CM-3 series scrolling 3 Phase Current Meter provides True RMS current readings for 3 Phase PDU's. The CM-3 meter scrolls through each phase reading, eliminating the need for separate meters on each phase. Load balancing your 3 Phase installation has never been easier.



- FCC Part 15 Class A
- UL® & C-UL® Listed 60950